





POWER STEERING BRACKET



625-8109




Attach the bracket to the port cylinder head with the 2 spacers towards the head.



Install 1/4" spacer washer taper side towards the saginaw pump.



Put the pump on the bracket using the 3/8" hole and slot at the end of the bracket.



If using the plastic housing pump mounts it directly to the bracket using the 5/16" tapped hole and the slot closest to the engine.

