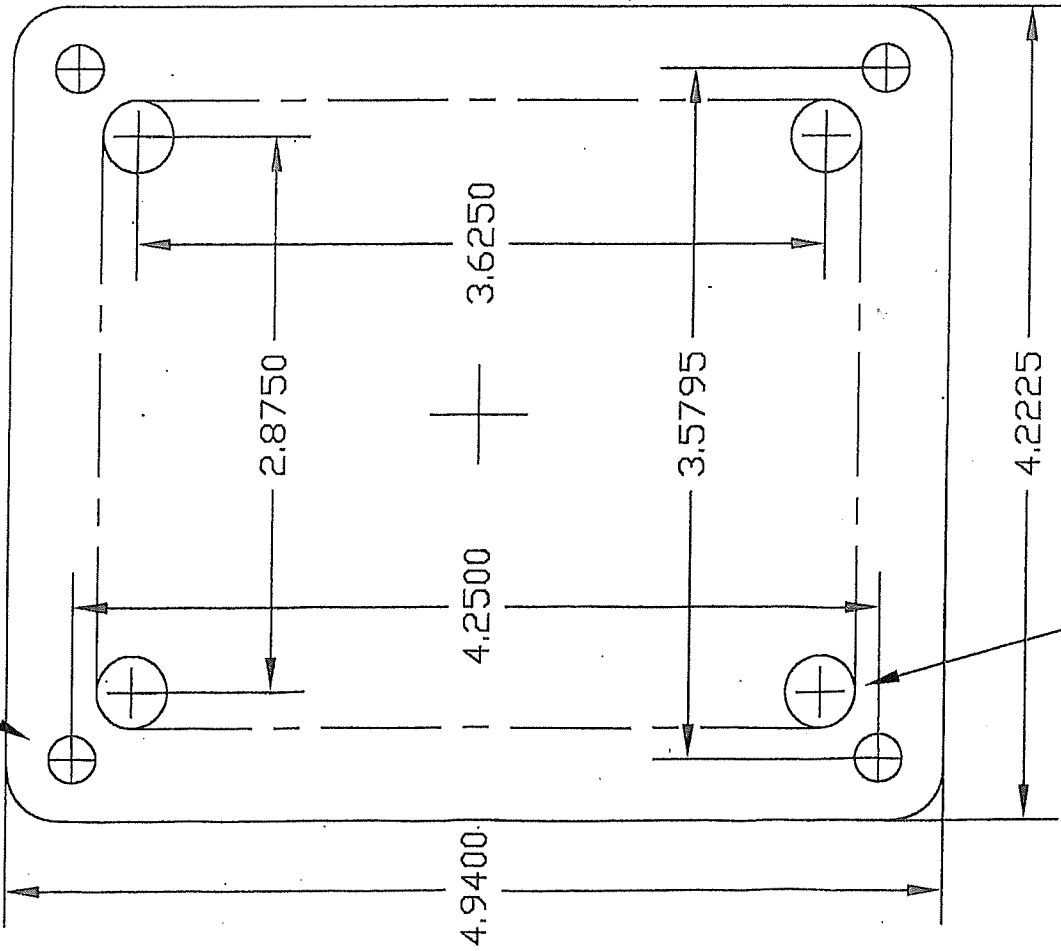


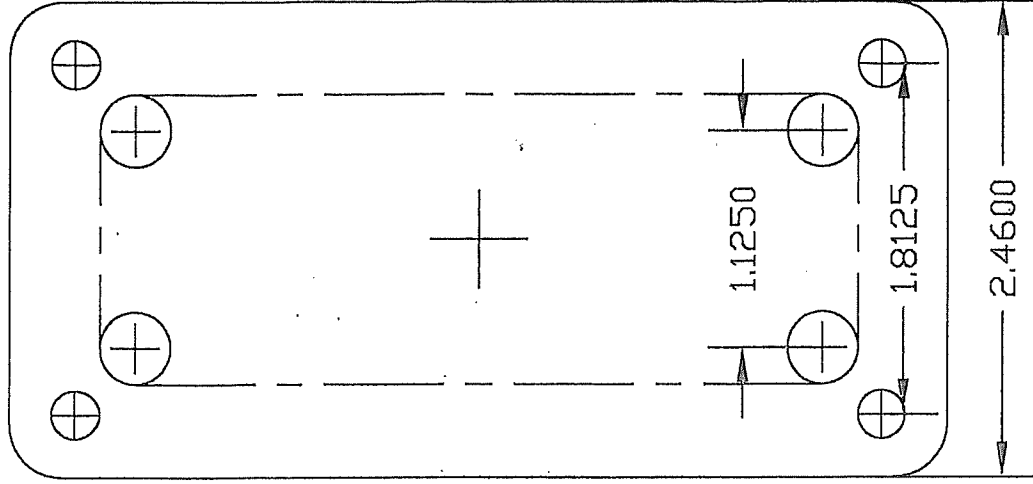
Date	Revisions

CENTER PUNCH & DRILL THE 4 MOUNTING STUD HOLES WITH 1/4" DIA DRILL BIT



LAYOUT
TEMPLATE
FOR
INDICATOR
BEZELS
(ACTUAL
SIZE)

CENTER PUNCH & DRILL THE 4 CORNERS OF THE CUT OUT WITH 3/8" DRILL BIT. CUT OUT BETWEEN THE 4 HOLES AS SHOWN



STAINLESS MARINE

Dwg. Name TRIM INDICATOR BEZEL DRILL TEMPLATE

Dwg. No. TIBDIT.DWG

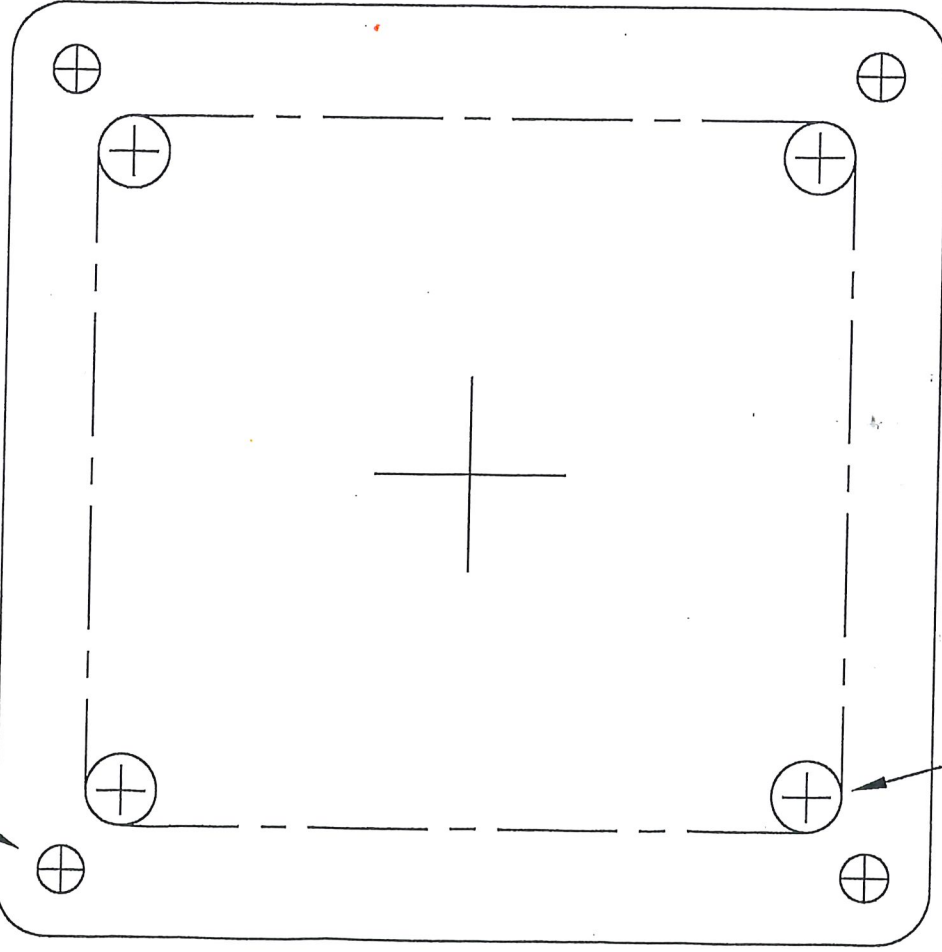
Scale: 1:1 Date: 10-11-01

Mat.

Drawn By REA Appv'd By:

Date	Revisions

CENTER PUNCH & DRILL THE 4 MOUNTING STUD HOLES WITH 1/4" DIA DRILL BIT



CENTER PUNCH & DRILL THE 4 CORNERS OF THE CUT OUT WITH 3/8" DRILL BIT. CUT OUT BETWEEN THE 4 HOLES AS SHOWN

LAYOUT
 TEMPLATE
 FOR
 INDICATOR
 BEZELS
 (ACTUAL
 SIZE)

STAINLESS MARINE	
Dwg. Name	TRIM INDICATOR BEZEL DRILL TEMPLATE
Dwg. No.	TIBDT11.DWG
Scale	1 : 1
Date	5/14/08
Mat.	
Drawn By	REA
Appv'd By	